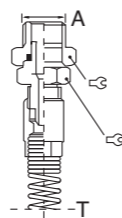




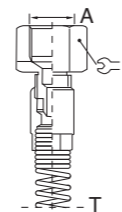
Codice 8513 Raccordo maschio girevole per tubo poliuretano
Swivel male fitting for polyurethane hose

A	Tubo
1/4	5x8
	6,5x10
3/8	8x12



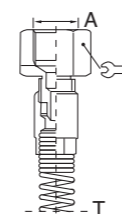
Codice 8520 Raccordo femmina per tubo spirale
Female fitting for coil

A	Tubo
1/4	6x8
	8x10



Codice 8522 Raccordo femmina girevole per tubo spirale
Swivel female fitting for coil

A	Tubo
1/4	5x8
	6x8
	6,5x10
	8x10
	8x12



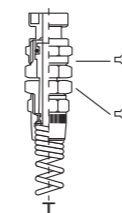
Codice 8500 Raccordo a baionetta per tubo spirale
Bayonet joint for Rilsan hose

Tubo
4x6
6x8
8x10
10x12



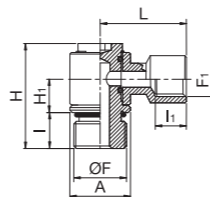
Codice 8502 Raccordo a baionetta girevole per tubo spirale
Swivel bayonet joint for Rilsan hose

Tubo
6x8
8x10



Codice 8521 Raccordo a L girevole per agricoltura
Elbow rotating fitting for agriculture

F	F1	L	H	I
1/4	1/4	25	31,5	8


**RACCORDI STANDARD
STANDARD FITTINGS**

Si definiscono raccordi standard tutti i particolari quali nippli, riduzioni, prolunghe, portagomma, raccordi a L e T idonei al collegamento di parti metalliche.

The standard fittings cover a large range of nipples, plugs, reducers, elbows used to joint metallic parts.

DATI TECNICI

Materiale	ottone nichelato
Pressione	max. 60 bar
Fluidi compatibili	aria, olio e acqua
Temperatura	-20 °C +80 °C
Filettature	gas conica ISO 7.1 gas cilindrica ISO 228

TECHNICAL SPECIFICATIONS

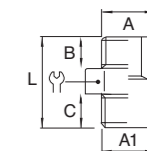
Material	nickel-plated brass
Max. pressure	60 bar
Fluids	air, oil and water
Temperature specifications	-20 °C +80 °C
Threads	tapered BSP ISO 7.1 parallel BSP ISO 228

I dati tecnici e le quote non sono vincolanti • Drawings and specifications are not binding



Codice 6903 Niplo cilindrico
Parallel nipple

Cod.	A	A1	B	C	L	↳
6903/1	1/8	1/8	6,5	6,5	18	12
6903/2	1/8	1/4	6,5	8	19,5	14
6903/3	1/8	3/8	6,5	9	21	19
6903/4	1/4	1/4	8	8	21,5	14
6903/5	1/4	3/8	8	9	23	19
6903/6	1/4	1/2	8	11	25,5	24
6903/7	3/8	3/8	9	9	24	19
6903/8	3/8	1/2	9	11	26,5	24
6903/9	1/2	1/2	11	11	29	24
6903/10	1/2	3/4	11	13	32	30
6903/11	3/4	3/4	12	12	32	30
6903/12	3/4	1"	13	15,5	37	36
6903/13	1"	1"	13,5	13,5	35	36



Codice 6901 Niplo conico
Taper nipple

Cod.	A	A1	B	C	L	↳
6901/1	1/8	1/8	7,5	7,5	19,5	12
6901/2	1/8	1/4	7,5	11	23,5	14
6901/3	1/8	3/8	7,5	11,5	24	17
6901/4	1/4	1/4	11	11	27	14
6901/5	1/4	3/8	11	11,5	27,5	17
6901/6	1/4	1/2	11	14	30,5	22
6901/7	3/8	3/8	11,5	11,5	28	17
6901/8	3/8	1/2	11,5	14	31	22
6901/9	1/2	1/2	14	14	33,5	22
6901/10	1/2	3/4	14	16,5	37,5	27
6901/11	3/4	3/4	16,5	16,5	40	27
6901/12	3/4	1"	16,5	19	44	34
6901/13	1"	1"	19	19	46,5	34

