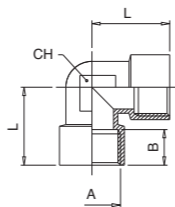
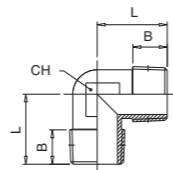



Codice 6871 Raccordo a L femmina
Female elbow

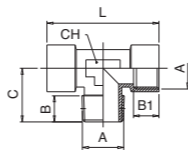
A	B	L	CH
1/8	8,5	21	11
1/4	11	25,5	13
3/8	11,5	28	17
1/2	15	32	20
3/4	16,5	36,5	27
1"	19	45	30


Codice 6872 Raccordo a L maschio
Male elbow

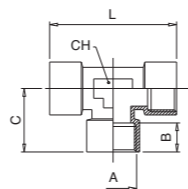
A	B	L	CH
1/8	7,5	18	11
1/4	11	24	13
3/8	12	27	17
1/2	14	29,5	20
3/4	14,5	32	27
1"	16,8	39	30


Codice 6885 Raccordo a T maschio centrale
Centre leg male tee

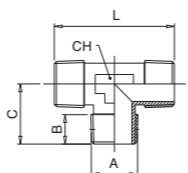
A	B	B1	C	L	CH
1/8	8	8,5	17,5	39	12
1/4	11	11	23	49	13
3/8	11,5	12	25,5	54	16
1/2	14	15	29,5	64	20
3/4	14,5	16,5	32	73	27
1"	16,8	19	39	90	30


Codice 6886 Raccordo a T femmina
Female tee

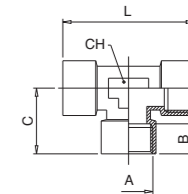
A	B	C	L	CH
1/8	8,5	19,5	39	12
1/4	11	24,5	49	13
3/8	12	27	54	16
1/2	15	32	64	20
3/4	16,5	36,5	73	27
1"	19	45	90	30


Codice 6887 Raccordo a T maschio
Male tee

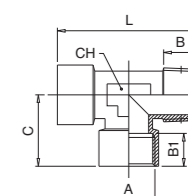
A	B	C	L	CH
1/8	8	17,5	35	12
1/4	11	23	46	13
3/8	11,5	25,5	51,5	16
1/2	14	29,5	59	20
3/4	14,5	32	64	27
1"	16,8	39	78	30


Codice 6888 Raccordo a T femmina centrale
Centre leg female tee

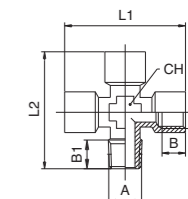
A	B	B1	C	L	CH
1/8	8	8,5	19,5	35	12
1/4	11	11	24,5	46	13
3/8	11,5	12	27	51	16
1/2	14	15	32	59	20
3/4	14,5	16,5	36,5	64	27
1"	16,8	19	45	78	30


Codice 6890 Raccordo a T maschio laterale
Off set male tee

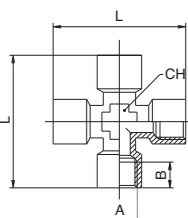
A	B	B1	C	L	CH
1/8	8	8,5	19,5	37	12
1/4	11	11	24,5	47,5	13
3/8	11,5	12	27	52,5	16
1/2	14	15	32	61,5	20
3/4	14,5	16,5	36,5	68,5	27
1"	16,8	19	45	84	30


Codice 6895 Raccordo a croce maschio-femmina
One male cross

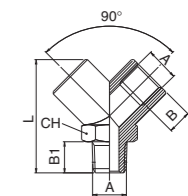
A	B	B1	L1	L2	CH
1/8	8,5	8	39	37	11
1/4	11	11	50	48,5	13
3/8	12	11,5	56	54	17
1/2	15	14	64	61	20


Codice 6896 Raccordo a croce femmina
Female cross

A	B	L	CH
1/8	8,5	39	11
1/4	11	50	13
3/8	12	56	17
1/2	15	64	20


Codice 6800 Raccordo a Y maschio
Male Y connector

A	B	B1	L	CH
1/8	8,5	9	32	13
1/4	11	11	38	17
3/8	11,5	11,5	42,5	20
1/2	14	14	53	25


Codice 6820 Raccordo Y femmina
Female Y connector

A	B	L	CH
1/8	8	26,5	13
1/4	11	32	17
3/8	11,5	37	20
1/2	14	45	25

