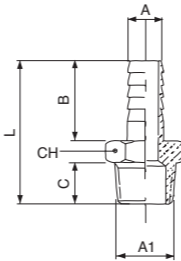


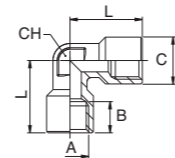
**RACCORDI DI COLLEGAMENTO • CONNECTION JOINTS**
**Raccordi di collegamento inox 316L • Stainless steel connection joints**

**Codice 8312** Portagomma maschio conico inox 316L  
Stainless steel male hose adapter

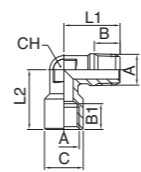
A1	A	B	C	L	CH
1/8	6	19,5	7,5	32	11
1/8	7	19,5	7,5	32	11
1/4	7	19,5	11	35,5	14
1/4	8	19,5	11	35,5	14
1/4	10	19,5	11	35,5	14
3/8	10	19,5	11,5	36	17
3/8	12	19,5	11,5	36	17
3/8	14	19,5	11,5	36	17
1/2	12	19,5	14	39	22
1/2	14	19,5	14	39	22
1/2	16	19,5	14	39	22
1/2	18	19,5	14	39	22


**Codice 8320** Raccordo a L femmina inox 316  
Stainless steel female elbow

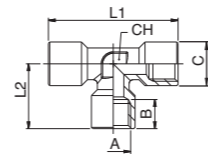
A	L	CH
1/8	21	10
1/4	25,5	12
3/8	28	15
1/2	32	20


**Codice 8315** Raccordo a L maschio - femmina inox 316  
Stainless steel male - female elbow

A	L1	L2	CH
1/8	18	21	10
1/4	24	25,5	12
3/8	27	28	15
1/2	29,5	32	20


**Codice 8325** Raccordo a T femmina inox 316  
Stainless steel female tee

A	L1	L2	CH
1/8	37	18,5	12
1/4	49	24,5	12
3/8	54	27	15
1/2	64	32	20


**RACCORDI AUTOMATICI • PUSH-IN FITTINGS**
**RACCORDI AUTOMATICI  
PUSH-IN FITTINGS**
**DATI TECNICI**

Materiale	corpo ottone, pinza acciaio inox guarnizioni NBR
Tenuta sul filetto	O-Ring
Temperatura	min.-max. -20 °C +80 °C
Pressione min.	-0,99 bar
Pressione max.	15 bar
Fluidi compatibili	aria compressa e vuoto
Tubi di collegamento	tubi poliammide
Filettature	gas conica ISO 7.1 gas cilindrica ISO 228

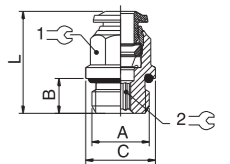
**TECHNICAL SPECIFICATION**

Material	brass body, stainless steel clamping washer and NBR seals
O-Ring	NBR
Temperature	min.-max -20 °C +80 °C
Min. pressure	-0,99 bar
Max. pressure	15 bar
Fluids	compressed air and vacuum
Hoses	polyamides
Threads	taper BSP ISO 7.1 parallel BSP ISO 228

I dati tecnici e le quote non sono vincolanti • Drawings and specifications are not binding


**Codice 6720** Raccordo diritto maschio cilindrico  
Straight male adaptor (parallel)

TUBO	A	B	C	L	CH
4	M5	4	8	21	10
6	M5	4	10	24,5	13
4	1/8	6	13	20	10
5	1/8	6	13	22	12
6	1/8	6	13	23,5	13
8	1/8	6	13	25	14
6	1/4	8	16	23,5	13
8	1/4	8	16	23	14
10	1/4	8	16	30,5	17
12	1/4	8	16	34,5	20
8	3/8	9	20	24	14
10	3/8	9	20	27,5	17
12	3/8	9	20	34	20
12	1/2	10	25	31	22
14	1/2	10	25	32	22


**Codice 6715** Raccordo diritto maschio conico  
Straight male adaptor (taper)

TUBO	A	B	L	CH
4	1/8	5,5	18	11
6	1/8	5,5	21,5	13
8	1/8	5,5	24,5	14
6	1/4	7	21	14
8	1/4	7	22	14
10	1/4	7	28	17
8	3/8	7,5	23	17
10	3/8	7,5	25,5	17
12	3/8	7,5	29,5	20

