

**RACCORDI AD OGIVA  
COMPRESSION FITTINGS**
**DATI TECNICI**

Materiale	ottone nichelato
Fluidi compatibili	acqua, olio, aria compressa e fluidi compabili con il materiale di costruzione
Tubi di collegamento	rame, acciaio, alluminio e con apposito rinforzo interno (art. 6908) è possibile collegare tubi in poliammide
La pressione max. di esercizio e la temperatura sono determinate dal tubo utilizzato	
Filettature	gas conica ISO 7.1 gas cilindrica ISO 228

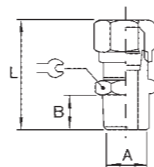
**TECHNICAL SPECIFICATION**

Materials	nickel plated brass
Fluids	water, oil, compressed air and compatible media
Hoses	copper, steel, aluminium and with an inside support bush can be used with polyamide hoses
The working pressure and temperature depends on the features of the selected hoses	
Threads	taper BSP ISO 7.1 parallel BSP ISO 228

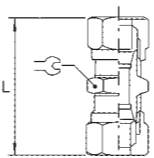
I dati tecnici e le quote non sono vincolanti • Drawings and specifications are not binding


**Codice 6950**
**Raccordo diritto maschio**  
Straight male adaptor

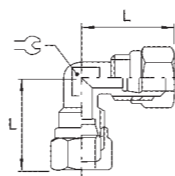
TUBO	A	B	L	⌀
4	1/8	7,5	27,5	11
6	1/8	7,5	28	11
8	1/8	7,5	30	12
6	1/4	11	31,5	14
8	1/4	11	33,5	14
10	1/4	11	38	16
10	3/8	11,5	38,5	17
12	3/8	11,5	38,5	18
12	1/2	14	41,5	21
14	1/2	14	44	22
15	1/2	14	43,5	22
16	1/2	14	45	24
18	1/2	14	45	26


**Codice 6952**
**Raccordo diritto intermedio**  
Straight connector

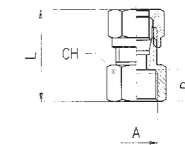
TUBO	L	⌀
4	36	9
6	39	12
8	39	12
10	48	17
12	49	19
14	53	24
15	50	24
16	53,5	27
18	53	27


**Codice 6956**
**Raccordo a L intermedio**  
Elbow connector

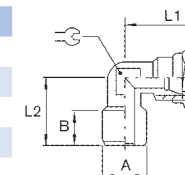
TUBO	L	⌀
4	21	8
6	22,5	9
8	26,5	12
10	31,5	13
12	34,5	14
14	38	17
15	37,5	17
16	44	19
18	44	22


**Codice 6951**
**Raccordo diritto femmina**  
Straight female adaptor

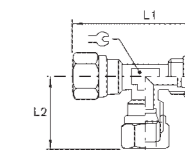
TUBO	A	B	L	⌀
4	1/8	8,5	26,5	14
6	1/8	8,5	26,5	14
8	1/8	8,5	27,5	14
6	1/4	11	30	17
8	1/4	11	31	17
10	1/4	11	32,5	17
10	3/8	11,5	34,5	20
12	3/8	11,5	34,5	20
12	1/2	15	39	24
14	1/2	15	40	24
15	1/2	15	39,5	24
16	1/2	15	41	24
18	1/2	15	41	26


**Codice 6954**
**Raccordo a L maschio**  
Elbow male adaptor

TUBO	A	B	L1	L2	⌀
4	1/8	7,5	22	15	8
6	1/8	7,5	23,5	17	9
8	1/8	7,5	26,5	18	12
6	1/4	11	24	19,5	9
8	1/4	11	26,5	21,5	11
10	1/4	11	33	23,5	13
10	3/8	11,5	33	24,5	13
12	3/8	11,5	34,5	25	14
12	1/2	14	34,5	28	15
14	1/2	14	38,5	30	17
15	1/2	14	37	29	17
16	1/2	14	43	31,5	19
18	1/2	14	44	33,5	22


**Codice 6960**
**Raccordo a T intermedio**  
Tee connector

TUBO	L1	L2	⌀
4	46	21	8
6	48	22,5	9
8	53	25	12
10	65	31,5	13
12	68	33	14
14	76	42	17
15	78	38	17
16	86	42,5	19
18	90	44	22


**Codice 6964**
**Raccordo a T maschio**  
Tee male adaptor

TUBO	A	B	L1	L2	⌀
6	1/8	7,5	45	16,5	9
8	1/8	7,5	52	17	12
6	1/4	11	45	20,5	9
8	1/4	11	52	20,5	12
10	1/4	11	64	23,5	13
10	3/8	11,5	64	24	13
12	3/8	11,5	68	25	14
12	1/2	14	68	26,5	14

